


# *Flute*

*Level Basic*



# Flute Level Basic Summary

Cadets who obtain a Flute Level Basic will be able to successfully perform the following skills:

## Maintain a Primary Instrument

- Put instrument together
- Take instrument apart
- Swab instrument
- Store instrument

## Music Theory

- Successful completion of Proficiency Level Basic Theory Assessment with a mark of 60% or higher.

## Demonstrate Rhythm Skills

- Must successfully perform at least six rhythms from the Level Basic Rhythm Sheet.
  - Cadets may sing, clap or tap the rhythms.
  - Cadets may perform the rhythms at a tempo no slower than 60 bpm and no faster than 180 bpm.
  - The tempo must be consistent.

## Play a Scale


- Scale must be performed no slower than 60 bpm.
- Scale and arpeggio, one octave
  - F major
- Articulations
  - All slurred
  - All tongued


## Flute Level Basic Summary (continued)

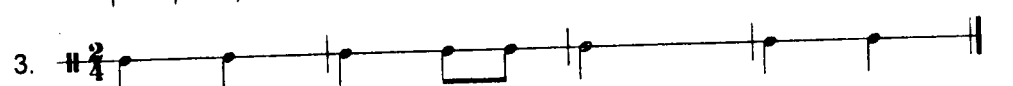
### Perform Level Basic Music

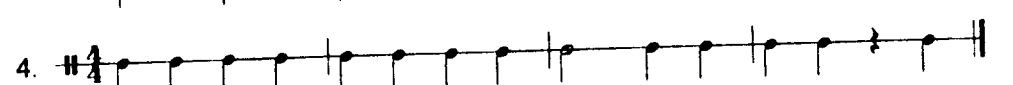
- Cadet must perform one of the following pieces of music:
  - Western Portrait
  - Australian Melody
  - The Minstrel Boy
  - Ode to Joy
  - God Save the Queen (America)
  - Scarborough Fair
  
- Cadet must observe
  - Correct rhythm
  - Correct pitches
  - A steady, appropriate tempo

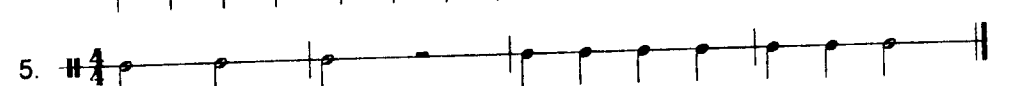
### LEVEL BASIC RHYTHM SHEET

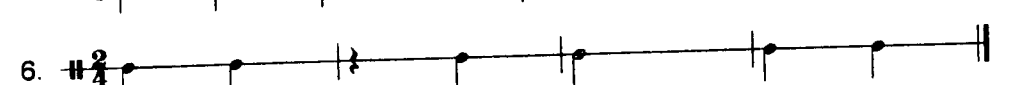
1.  $\sharp 4/4$  


2.  $\sharp 4/4$  


3.  $\sharp 2/4$  


4.  $\sharp 4/4$  


5.  $\sharp 4/4$  


6.  $\sharp 2/4$  


7.  $\sharp 4/4$  


8.  $\sharp 2/4$  


9.  $\sharp 4/4$  

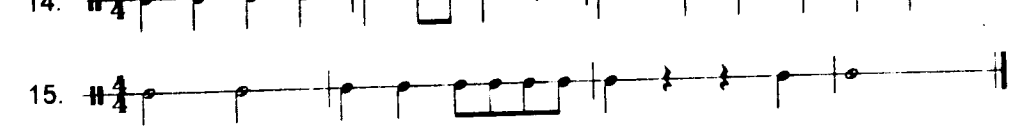
10.  $\sharp 4/4$  

11.  $\sharp 4/4$  

12.  $\sharp 2/4$  

13.  $\sharp 4/4$  

14.  $\sharp 4/4$  

15.  $\sharp 4/4$  

# FLÛTE / FLUTE


NIVEAU ÉLÉMENTAIRE / LEVEL BASIC

GAMME ET ARPÈGE MAJEUR  
MÉ MORISATION NON NÉCESSAIRE


MAJOR SCALE AND ARPEGG  
MEMORIZATION NOT REQUIRED

Fa Majeur / F Major

. = 60





<b>DYNAMICS</b>	$f = forte$ $p = piano$	Play with a full volume. Play with a soft volume.
<b>PICK-UP NOTES</b>		Note or notes that come before the first full measure of a piece.

# WESTERN PORTRAIT

Root/Pearson

Solo



Piano



### 117. AUSTRIAN MELODY

Franz Joseph Haydn

### 136. THE MINSTREL BOY

Folk Song

### 37. ODE TO JOY

Ludwig van Beethoven

★ Are you playing with a good hand position?

### 86. AMERICA

Henry Care

★ Are you using plenty of air?

<b>DYNAMICS</b>	<i>mp</i> = mezzo piano	Play with a medium soft volume. Play with a medium full volume.
	<i>mf</i> = mezzo forte	

### 138. SCARBOROUGH FAIR

English Folk Song

